



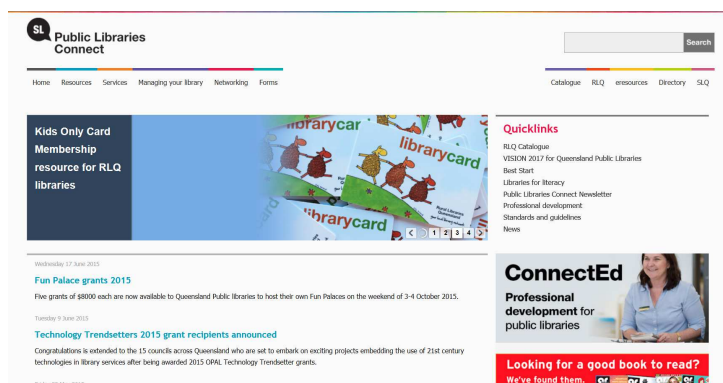
Queensland Regional Profiles: statistics for your community.

all yours

You can use this statistical report to see what languages are spoken in your community and learn the country of origin of your community members.

How to locate the Queensland Regional Profiles page

Step 1 – Open *Public Libraries Connect* <http://plconnect.slq.qld.gov.au/>



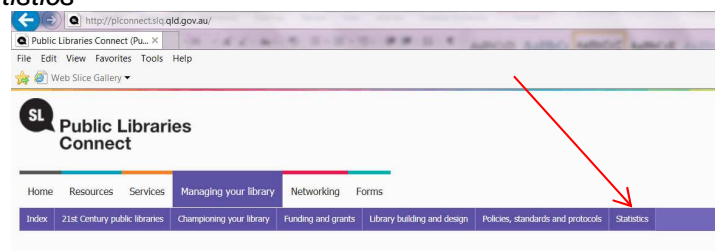
[Public Libraries Connect](http://plconnect.slq.qld.gov.au/)

Step 2 - Select: *Managing your library*



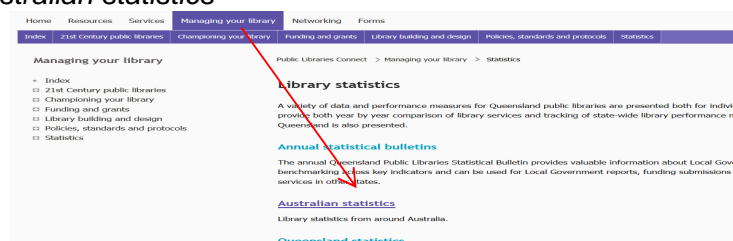
[Public Libraries Connect](http://plconnect.slq.qld.gov.au/)

Step 3 - Select: *Statistics*



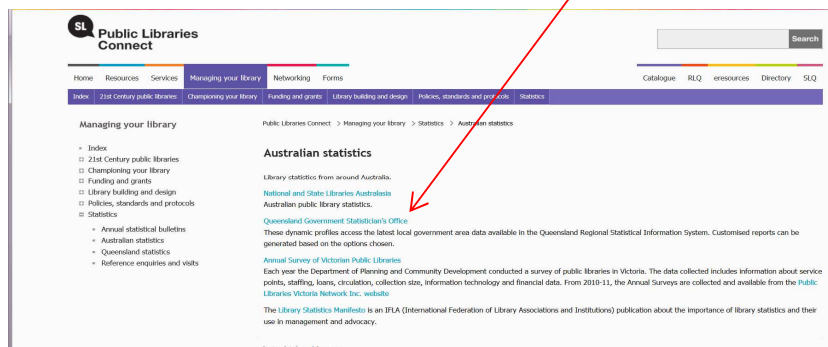
[Managing Your Library - Statistics](http://plconnect.slq.qld.gov.au/)

Step 4 - Select: *Australian statistics*



[Australian Statistics](http://plconnect.slq.qld.gov.au/)

Step 5 - Select: Queensland Government Statistician's Office

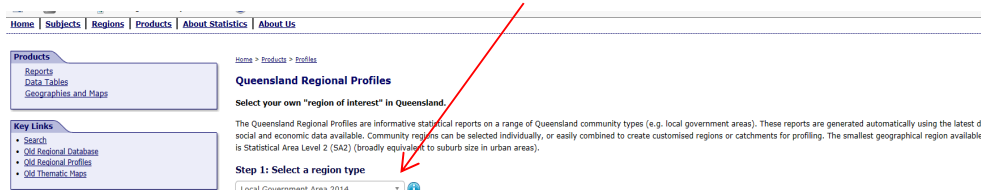


[Queensland Regional Profile](#)

You now come to the page: **Queensland Regional Profiles.**

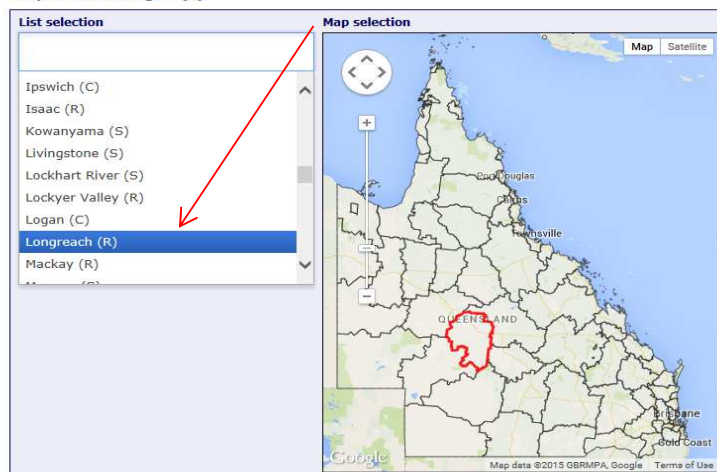
How to set up your Queensland Regional Profile

Step 1 - Select a region type – choose: Local Government Area (LGA)



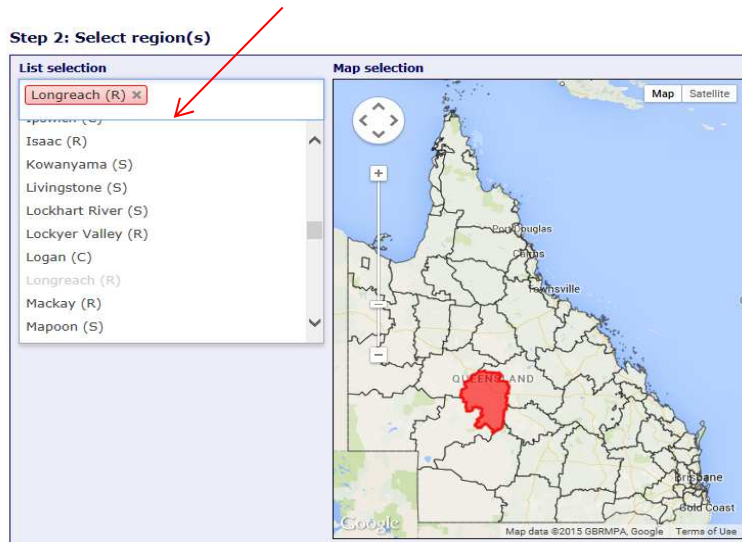
Step 2 - Select a region – choose your Local Government Area by name e.g. Longreach.
Then click on your local Government area name e.g. *Longreach* to highlight.

Step 2: Select region(s)



[Queensland Regional Profile](#)

Step 3 – Your preferred Local Government area is now selected and ready to search.



[Queensland Local Government Profile](#)

Step 4 - Select a report type and topic – choose: Resident

Step 4: Select a report type and topic(s)

- Resident Time Series Workforce Snapshot

Then choose: *Show topics*

A detailed profile for the selected regions on a range of topics. A selection of topics have been chosen by default with the option to modify.

Included profile topics: [Show topics](#)

[Queensland Local Government Profile](#)

Step 5 - Clear checked topics to get a blank list.

Step 4: Select a report type and topic(s)

- Resident Time Series Workforce Indigenous Snapshot

A detailed profile for the selected regions on a range of topics. A selection of topics have been chosen by default with the option to modify.

Included profile topics: [Hide topics](#) [Clear checked topics](#)

Demography

- Estimated resident population [30 Jun 2014](#)
- Population by age and sex [30 Jun 2013](#)
- Median age [30 Jun 2013](#)
- Population projections [30 Jun 2036](#)
- Indigenous population [Census 2011](#)
- Births and deaths [2013](#)
- Migration 1 year ago [Census 2011](#)
- Migration 5 years ago [Census 2011](#)
- Country of birth [Census 2011](#)
- Proficiency in spoken English [Census 2011](#)
- Family composition [Census 2011](#)
- Household composition [Census 2011](#)
- Dwellings by dwelling structure [Census 2011](#)
- Dwellings by tenure type [Census 2011](#)
- Number of motor vehicles per dwelling [Census 2011](#)
- Internet connection [Census 2011](#)

Society

- Early childhood education and care services [Feb 2015](#)
- Highest level of schooling [Census 2011](#)
- Non-school qualifications [Census 2011](#)
- Non-school qualification by sex and age [Census 2011](#)
- Non-school qualification by field of study [Census 2011](#)
- Persons with a profound or severe disability [Census 2011](#)
- Voluntary work [Census 2011](#)
- Aged care services [30 Jun 2014](#)
- Emergency services, schools and hospitals [30 Jun 2013](#)
- The Index of Relative Socio-Economic Disadvantage [Census 2011](#)

Economy

- Selected medians and averages [Census 2011](#)
- Median rent [Mar qtr 2015](#)
- Total personal income [Census 2011](#)
- Total family income [Census 2011](#)
- Unemployment and labour force [Dec qtr 2014](#)
- Employment by industry [Census 2011](#)
- Employment by occupation [Census 2011](#)
- Families with children with no parent employed [Census 2011](#)

Industry and Development

- Building approvals [Mar 2015](#)
- Residential dwelling sales [Dec qtr 2014](#) ****Updated****
- New house and vacant land sales [Dec qtr 2014](#) ****Updated****

Environment

- Protected areas - park and forest estate [2015](#) ****Updated****

[Queensland Local Government Profile](#)

Step 6 - Once topics list is blank tick the topics below and add any you are interested in to create a profile. For information regarding LOTE tick:

- **Country of birth**
- **Proficiency in spoken English**

Step 4: Select a report type and topic(s)

Resident
 Time Series
 Workforce
 Indigenous
 Snapshot

A detailed profile for the selected regions on a range of topics. A selection of topics have been chosen by default with the option to modify.

Included profile topics: [Clear checked topics](#)

<p>Demography</p> <p><input checked="" type="checkbox"/> Estimated resident population <i>30 Jun 2014</i></p> <p><input checked="" type="checkbox"/> Population by age and sex <i>30 Jun 2013</i></p> <p><input type="checkbox"/> Median age <i>30 Jun 2013</i></p> <p><input type="checkbox"/> Population projections <i>30 Jun 2036</i></p> <p><input checked="" type="checkbox"/> Indigenous population <i>Census 2011</i></p> <p><input type="checkbox"/> Births and deaths <i>2012</i></p> <p><input checked="" type="checkbox"/> Migration 1 year ago <i>Census 2011</i></p> <p><input checked="" type="checkbox"/> Migration 5 years ago <i>Census 2011</i></p> <p><input checked="" type="checkbox"/> Country of birth <i>Census 2011</i></p> <p><input checked="" type="checkbox"/> Proficiency in spoken English <i>Census 2011</i></p> <p><input type="checkbox"/> Family composition <i>Census 2011</i></p> <p><input type="checkbox"/> Household composition <i>Census 2011</i></p> <p><input type="checkbox"/> Dwellings by dwelling structure <i>Census 2011</i></p> <p><input type="checkbox"/> Dwellings by tenure type <i>Census 2011</i></p> <p><input type="checkbox"/> Number of motor vehicles per dwelling <i>Census 2011</i></p> <p><input type="checkbox"/> Internet connection <i>Census 2011</i></p> <p>Society</p> <p><input type="checkbox"/> Early childhood education and care services <i>Feb 2015</i></p> <p><input type="checkbox"/> Highest level of schooling <i>Census 2011</i></p> <p><input type="checkbox"/> Non-school qualifications <i>Census 2011</i></p> <p><input type="checkbox"/> Non-school qualification by sex and age <i>Census 2011</i></p> <p><input type="checkbox"/> Non-school qualification by field of study <i>Census 2011</i></p> <p><input type="checkbox"/> Persons with a profound or severe disability <i>Census 2011</i></p> <p><input type="checkbox"/> Voluntary work <i>Census 2011</i></p>	<p>Economy</p> <p><input type="checkbox"/> Selected medians and averages <i>Census 2011</i></p> <p><input type="checkbox"/> Median rent <i>Mar qtr 2015</i></p> <p><input type="checkbox"/> Total personal income <i>Census 2011</i></p> <p><input type="checkbox"/> Total family income <i>Census 2011</i></p> <p><input type="checkbox"/> Unemployment and labour force <i>Dec qtr 2014</i></p> <p><input type="checkbox"/> Employment by industry <i>Census 2011</i></p> <p><input type="checkbox"/> Employment by occupation <i>Census 2011</i></p> <p><input type="checkbox"/> Families with children with no parent employed <i>Census 2011</i></p> <p>Industry and Development</p> <p><input type="checkbox"/> Building approvals <i>Mar 2015</i> **Updated**</p> <p><input type="checkbox"/> Residential dwelling sales <i>Sep qtr 2014</i></p> <p><input type="checkbox"/> New house and vacant land sales <i>Sep qtr 2014</i></p> <p>Environment</p> <p><input type="checkbox"/> Protected areas - park and forest estate <i>2012</i></p>
--	---

[Queensland Local Government Profile](#)

Step 7 - Output type Choose: *PDF* and then

- Click on: *Create Report*. The report takes a few seconds.

Step 5: Output type

PDF
 HTML


If you require a profile in another format, please [contact us](#)

Link to this page: the following link can be used to return to this page with region information (step 1 and 2) preselected.

<http://statistics.oesr.qld.gov.au/qld-regional-profiles?region-type=LGA-2014®ion-ids=19744>

[Queensland Local Government Profile](#)

Results: Your Queensland Regional Profile is now available



Statistics on your community will appear like the Longreach **example below**. Review the pages to find the information.

Country of birth.

- Results=Non English speaking backgrounds include: Philippines, China and Taiwan, Netherlands, Malaysia and India. 259 persons were born overseas or 6.2% of the Longreach population.

Country of birth

Country of birth has been derived from the 2011 Census of Population and Housing question 'In which country was the person born?'. This is based on persons by place of usual residence.

Longreach Regional Council LGA

- 259 persons (or 6.2%) were born overseas

Queensland

- 888,636 persons (or 20.5%) were born overseas

The top five English speaking backgrounds and non-English speaking backgrounds for Longreach Regional Council LGA were:

English Speaking	Non-English Speaking
1. New Zealand (2.5%)	1. Philippines (0.4%)
2. United Kingdom, Channel Islands and Isle of Man (1.3%)	2. China (excl. SARs and Taiwan) (0.2%)
3. South Africa (0.2%)	3. Netherlands (0.2%)
4. Canada (0.2%)	4. Malaysia (0.1%)
5. Ireland (0.1%)	5. India (0.1%)

Table 5 Country of birth, Longreach Regional Council LGA and Queensland, 2011

LGA / State	Born in Australia		Born overseas				Total persons (a)	
	number	%	Born in ESB countries ^(b)		Born in NEIB countries ^(b)			
	number	%	number	%	number	%	number	
Longreach (R)	3,687	88.1	186	4.4	73	1.7	259	6.2
Queensland	3,192,115	73.7	478,290	11.0	410,346	9.5	888,636	20.5

Refer to explanatory notes for additional information.

(a) Includes the UK, Ireland, Canada, USA, South Africa and New Zealand.
 (b) Includes countries not identified individually, 'Australian External Territories', 'Inadequately described' and 'At sea' responses.
 (c) Includes not stated responses.

Source: ABS, Census of Population and Housing, 2011, Basic Community Profile - B09 (usual residence)

Example of Country of birth statistics

Proficiency in spoken English.

- Results= 52 people or 19.8% stated that they spoke a language other than English at home. Languages spoken include: Chinese, Southeast Asian Austronesian, German, Dutch and Vietnamese.

Proficiency in spoken English

Proficiency in spoken English has been derived from the 2011 Census of Population and Housing question 'How well does the person speak English?'. If the person speaks a language other than English at home. This topic relates to persons who stated they were born overseas as at Census Night 2011. This is based on overseas-born persons by place of usual residence.

Longreach Regional Council LGA

- 52 persons (or 19.8%) stated they spoke a language other than English at home

Queensland

- 319,949 persons (or 36.0%) stated they spoke a language other than English at home

The top five non-English languages spoken at home for the total population of Longreach Regional Council LGA were:

Language spoken
1. Chinese (0.3%)
2. Southeast Asian Austronesian (0.2%)
3. German (0.1%)
4. Dutch (0.1%)
5. Vietnamese (0.1%)

Table 6 Proficiency in spoken English of overseas-born persons, Longreach Regional Council LGA and Queensland, 2011

LGA / State	Speaks English only		Speaks other language at home and speaks English						Persons born overseas ^(b)
			Very well or well		Not well or not at all		Total ^(a)		
	number	%	number	%	number	%	number	%	number
Longreach (R)	211	80.2	42	16.0	4	1.5	52	19.8	263
Queensland	565,544	63.6	269,847	30.4	45,927	5.2	319,949	36.0	888,635

Refer to explanatory notes for additional information.

(a) Includes proficiency in English not stated.
 (b) Excludes persons who did not state their country of birth.

Source: ABS, Census of Population and Housing, 2011, Basic Community Profile - B11 and B13 (usual residence)

Example of Proficiency in spoken English statistics

Do the people in your community from non-English speaking backgrounds come to your library? Use these statistics to ensure your collections reflect the makeup of your community. Find out more about the **Languages other than English (LOTE) collection** available for loan from SLQ Public Library Development.

Public Libraries should complete a **bulk loan request form** to receive LOTE in the languages in the Queensland Regional Profile report for your community.