



State Library of Queensland

**LIBRARIES FOR LITERACY**  
every day, every way: 2011-14

**ANNUAL PROGRESS REPORT**  
2012-13



# LIBRARIES FOR LITERACY

## every day, every way: 2011–2014

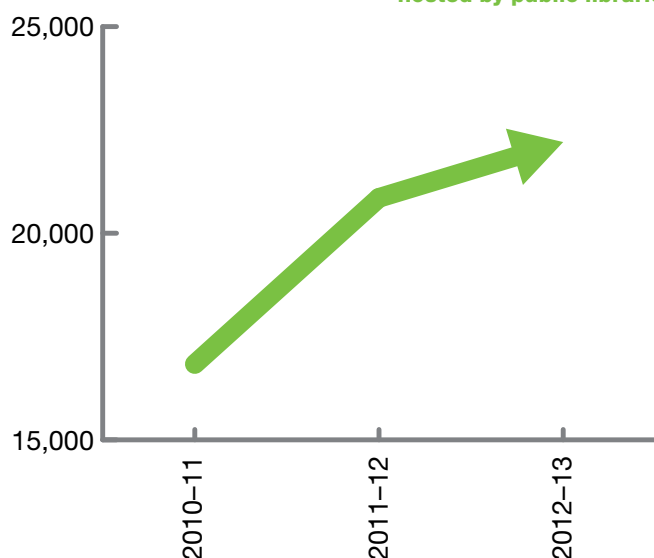
In 2011 State Library of Queensland published *Libraries for Literacy — every day, every way: 2011–2014* (Framework) for the development of responsive literacy services to be delivered by State Library, partnering with Queensland public libraries and literacy providers.

This Annual Progress Report for 2012–13 outlines progress by State Library and public libraries against the Framework’s eleven performance measures, and provides important benchmark data for the monitoring of literacy related projects and outcomes by both State Library and the network of public libraries.

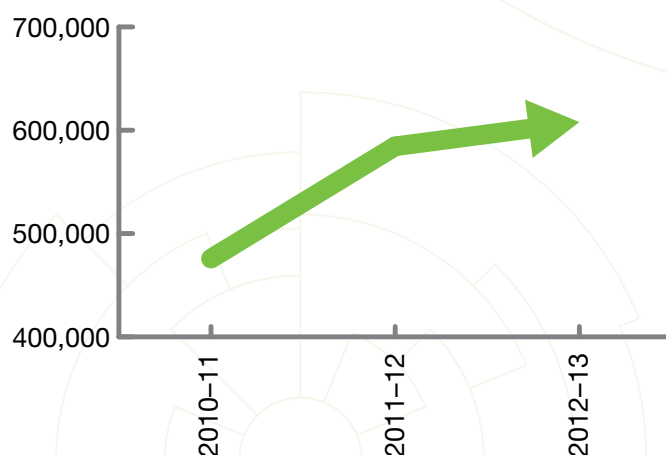
### Goal 1 – Advocate greater understanding of the value of reading to children, and parents’ effect on early childhood cognitive, language, emotional and social development

| Measurement                                                                                                               | Performance                                                                                                                                                                                                                                                                                                        |                                                                                                                                                                                                                                                 |         |
|---------------------------------------------------------------------------------------------------------------------------|--------------------------------------------------------------------------------------------------------------------------------------------------------------------------------------------------------------------------------------------------------------------------------------------------------------------|-------------------------------------------------------------------------------------------------------------------------------------------------------------------------------------------------------------------------------------------------|---------|
|                                                                                                                           | 2012–13                                                                                                                                                                                                                                                                                                            | 2011–12                                                                                                                                                                                                                                         | 2010–11 |
| 1. <b>Number</b> of family literacy programs hosted by public libraries.                                                  | 22,206<br>(6% increase from 2011–12)                                                                                                                                                                                                                                                                               | 20,856<br>(24% increase from 2010–11)                                                                                                                                                                                                           | 16,834  |
| 2. <b>Number</b> of attendees at family literacy programs hosted by public libraries.                                     | 607,836<br>(4% increase from 2011–12)                                                                                                                                                                                                                                                                              | 584,425<br>(23% increase from 2010–11)                                                                                                                                                                                                          | 475,703 |
| 3. <b>Feedback</b> gathered from family literacy program participants recorded and analysed by public libraries.          | General information received through the public library network shows literacy programs are being evaluated through participant statistics, demographic data as well as evaluative feedback from participants and staff. This data is collated and used in developing programming and acquittal to funding bodies. |                                                                                                                                                                                                                                                 |         |
| 4. <b>Number</b> of professional development programs delivered to public library and early childhood workforce annually. | 2012–13                                                                                                                                                                                                                                                                                                            | 2011–12                                                                                                                                                                                                                                         |         |
|                                                                                                                           | <ul style="list-style-type: none"> <li>12 <i>OneChannel</i> sessions for teachers focused on multi-literacies (included workshops on dynamic literacy skills).</li> <li>10 digital literacy skills workshops held onsite.</li> </ul>                                                                               | <ul style="list-style-type: none"> <li>8 programs promoting early literacy resources delivered to public library staff regionally.</li> <li>‘Looking @ 2.0’ digital literacy program to 121 public libraries with 2000 participants.</li> </ul> |         |

1. Number of family literacy programs hosted by public libraries

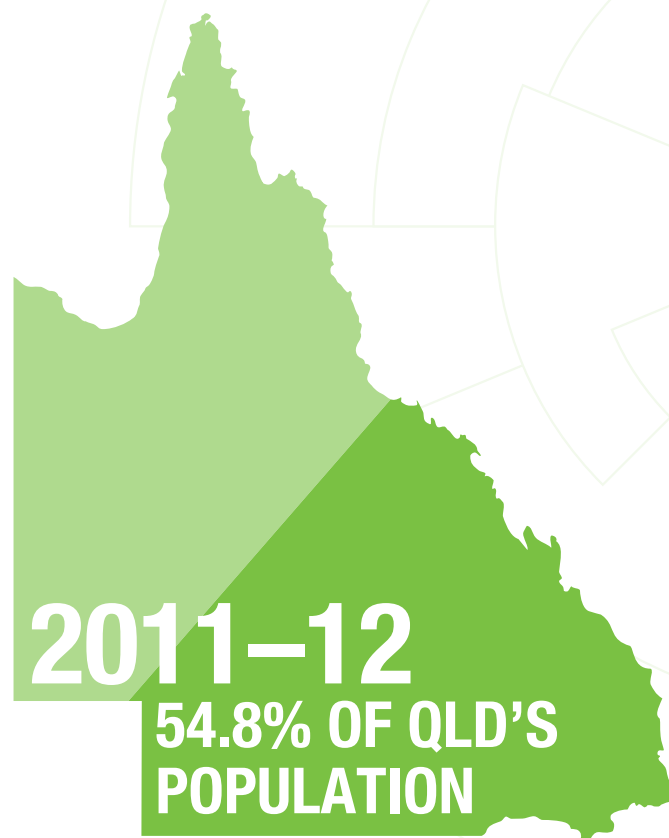


2. Number of attendees at family literacy programs hosted by public libraries



## Goal 2 – Elevate the role of State Library and public libraries in providing literacy support for everyone; promote literacy as integral to library strategic planning

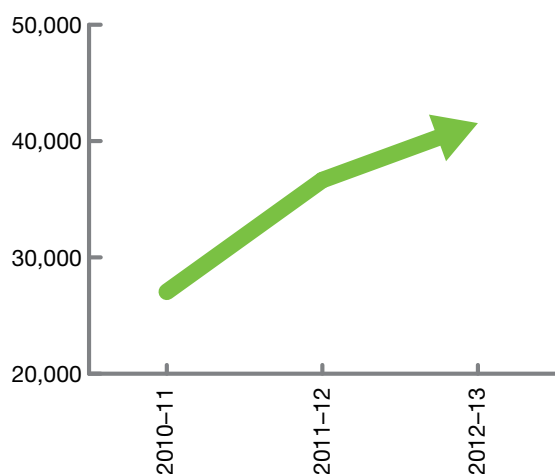
| Measurement                                                                              | Performance                                                                                                                                                                                                                                                                                                         |                                                                                                                |                                  |
|------------------------------------------------------------------------------------------|---------------------------------------------------------------------------------------------------------------------------------------------------------------------------------------------------------------------------------------------------------------------------------------------------------------------|----------------------------------------------------------------------------------------------------------------|----------------------------------|
|                                                                                          | 2012–13                                                                                                                                                                                                                                                                                                             | 2011–12                                                                                                        | 2010–11                          |
| 1. <b>Literacy goals embedded</b> in strategic planning as core public library business. | 26 libraries<br>(43% of all public libraries, excluding Indigenous Knowledge Centres (IKCs)) representing 71.2% of Queensland's population.                                                                                                                                                                         | 13 libraries<br>(21.5% of all public libraries, excluding IKCs) representing 54.8% of Queensland's population. |                                  |
| 2. <b>Per-capita community participation</b> in literacy service development.            | 0.17<br>(38% of library members)                                                                                                                                                                                                                                                                                    | 0.16<br>(36% of library members)                                                                               | 0.13<br>(29% of library members) |
| 3. <b>Community satisfaction</b> with programs delivered (anecdotal).                    | General feedback has been positive. Highlights include: <ul style="list-style-type: none"> <li>• The Summer Reading Club</li> <li>• The Corner Toolkit supporting play based pre literacy for under 8s.</li> <li>• Scratch Workshops to improve literacy outcomes in traditional text and digital media.</li> </ul> |                                                                                                                |                                  |



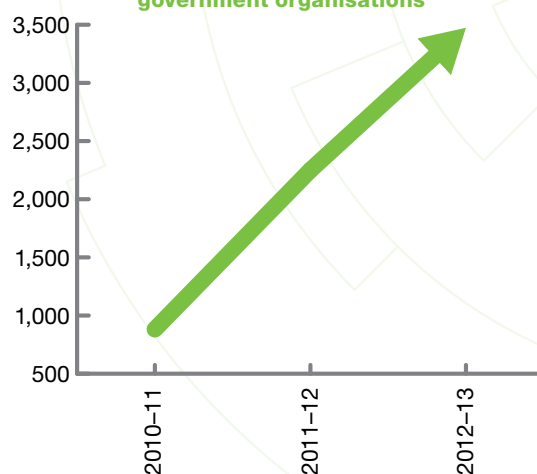
### Goal 3 – Raise awareness of State Library and the public library network’s value and capacity when addressing literacy issues on state and local education agendas relating to social, cultural and economic sustainability.

| Measurement                                                                                                           | Performance                                                                                                                                                                                                                                                                                                                                                                                                                                                                                                                                                                                                                                                                                                                                                                                                                                                                                                                                                                                                                                                                                                                    |                                        |         |         |         |                                                                                                                       |  |  |  |                                                  |                                       |                                       |        |                                                                                         |                                      |                                       |     |                                                           |                                       |                                        |         |                                                        |                                                                                                     |  |  |
|-----------------------------------------------------------------------------------------------------------------------|--------------------------------------------------------------------------------------------------------------------------------------------------------------------------------------------------------------------------------------------------------------------------------------------------------------------------------------------------------------------------------------------------------------------------------------------------------------------------------------------------------------------------------------------------------------------------------------------------------------------------------------------------------------------------------------------------------------------------------------------------------------------------------------------------------------------------------------------------------------------------------------------------------------------------------------------------------------------------------------------------------------------------------------------------------------------------------------------------------------------------------|----------------------------------------|---------|---------|---------|-----------------------------------------------------------------------------------------------------------------------|--|--|--|--------------------------------------------------|---------------------------------------|---------------------------------------|--------|-----------------------------------------------------------------------------------------|--------------------------------------|---------------------------------------|-----|-----------------------------------------------------------|---------------------------------------|----------------------------------------|---------|--------------------------------------------------------|-----------------------------------------------------------------------------------------------------|--|--|
| 1. <b>State Library advocates</b> for public libraries as community literacy and learning places.                     | In 2012–13, programs that raised awareness of the role libraries play in multi-literacy experiences included: <ul style="list-style-type: none"> <li>• <i>Together We Grow</i> multicultural family literacy pilot program</li> <li>• Online Literature Festival showcasing 19 authors who focused on writing, reading, drawing.</li> </ul>                                                                                                                                                                                                                                                                                                                                                                                                                                                                                                                                                                                                                                                                                                                                                                                    |                                        |         |         |         |                                                                                                                       |  |  |  |                                                  |                                       |                                       |        |                                                                                         |                                      |                                       |     |                                                           |                                       |                                        |         |                                                        |                                                                                                     |  |  |
|                                                                                                                       | <table border="1"> <thead> <tr> <th></th> <th>2012–13</th> <th>2011–12</th> <th>2010–11</th> </tr> </thead> <tbody> <tr> <td>2. <b>Literacy program data collated</b> through annual State Library public library performance measurement process.</td> <td></td> <td></td> <td></td> </tr> <tr> <td><b>a. Programs delivered by public libraries</b></td> <td>41,542<br/>(13% increase from 2011–12)</td> <td>36,647<br/>(36% increase from 2010–11)</td> <td>27,041</td> </tr> <tr> <td><b>b. Programs delivered in partnership with community and government organisations</b></td> <td>3,474<br/>(54% increase from 2011–12)</td> <td>2,250<br/>(155% increase from 2010–11)</td> <td>882</td> </tr> <tr> <td><b>c. People attending all literacy focussed programs</b></td> <td>768,958<br/>(6% increase from 2011–12)</td> <td>723,538<br/>(24% increase from 2010–11)</td> <td>581,354</td> </tr> <tr> <td><b>d. Total hours of literacy focussed programming</b></td> <td colspan="3"><i>This statistic is no longer reported as source data is not provided by all public libraries.</i></td> </tr> </tbody> </table> |                                        | 2012–13 | 2011–12 | 2010–11 | 2. <b>Literacy program data collated</b> through annual State Library public library performance measurement process. |  |  |  | <b>a. Programs delivered by public libraries</b> | 41,542<br>(13% increase from 2011–12) | 36,647<br>(36% increase from 2010–11) | 27,041 | <b>b. Programs delivered in partnership with community and government organisations</b> | 3,474<br>(54% increase from 2011–12) | 2,250<br>(155% increase from 2010–11) | 882 | <b>c. People attending all literacy focussed programs</b> | 768,958<br>(6% increase from 2011–12) | 723,538<br>(24% increase from 2010–11) | 581,354 | <b>d. Total hours of literacy focussed programming</b> | <i>This statistic is no longer reported as source data is not provided by all public libraries.</i> |  |  |
|                                                                                                                       | 2012–13                                                                                                                                                                                                                                                                                                                                                                                                                                                                                                                                                                                                                                                                                                                                                                                                                                                                                                                                                                                                                                                                                                                        | 2011–12                                | 2010–11 |         |         |                                                                                                                       |  |  |  |                                                  |                                       |                                       |        |                                                                                         |                                      |                                       |     |                                                           |                                       |                                        |         |                                                        |                                                                                                     |  |  |
| 2. <b>Literacy program data collated</b> through annual State Library public library performance measurement process. |                                                                                                                                                                                                                                                                                                                                                                                                                                                                                                                                                                                                                                                                                                                                                                                                                                                                                                                                                                                                                                                                                                                                |                                        |         |         |         |                                                                                                                       |  |  |  |                                                  |                                       |                                       |        |                                                                                         |                                      |                                       |     |                                                           |                                       |                                        |         |                                                        |                                                                                                     |  |  |
| <b>a. Programs delivered by public libraries</b>                                                                      | 41,542<br>(13% increase from 2011–12)                                                                                                                                                                                                                                                                                                                                                                                                                                                                                                                                                                                                                                                                                                                                                                                                                                                                                                                                                                                                                                                                                          | 36,647<br>(36% increase from 2010–11)  | 27,041  |         |         |                                                                                                                       |  |  |  |                                                  |                                       |                                       |        |                                                                                         |                                      |                                       |     |                                                           |                                       |                                        |         |                                                        |                                                                                                     |  |  |
| <b>b. Programs delivered in partnership with community and government organisations</b>                               | 3,474<br>(54% increase from 2011–12)                                                                                                                                                                                                                                                                                                                                                                                                                                                                                                                                                                                                                                                                                                                                                                                                                                                                                                                                                                                                                                                                                           | 2,250<br>(155% increase from 2010–11)  | 882     |         |         |                                                                                                                       |  |  |  |                                                  |                                       |                                       |        |                                                                                         |                                      |                                       |     |                                                           |                                       |                                        |         |                                                        |                                                                                                     |  |  |
| <b>c. People attending all literacy focussed programs</b>                                                             | 768,958<br>(6% increase from 2011–12)                                                                                                                                                                                                                                                                                                                                                                                                                                                                                                                                                                                                                                                                                                                                                                                                                                                                                                                                                                                                                                                                                          | 723,538<br>(24% increase from 2010–11) | 581,354 |         |         |                                                                                                                       |  |  |  |                                                  |                                       |                                       |        |                                                                                         |                                      |                                       |     |                                                           |                                       |                                        |         |                                                        |                                                                                                     |  |  |
| <b>d. Total hours of literacy focussed programming</b>                                                                | <i>This statistic is no longer reported as source data is not provided by all public libraries.</i>                                                                                                                                                                                                                                                                                                                                                                                                                                                                                                                                                                                                                                                                                                                                                                                                                                                                                                                                                                                                                            |                                        |         |         |         |                                                                                                                       |  |  |  |                                                  |                                       |                                       |        |                                                                                         |                                      |                                       |     |                                                           |                                       |                                        |         |                                                        |                                                                                                     |  |  |

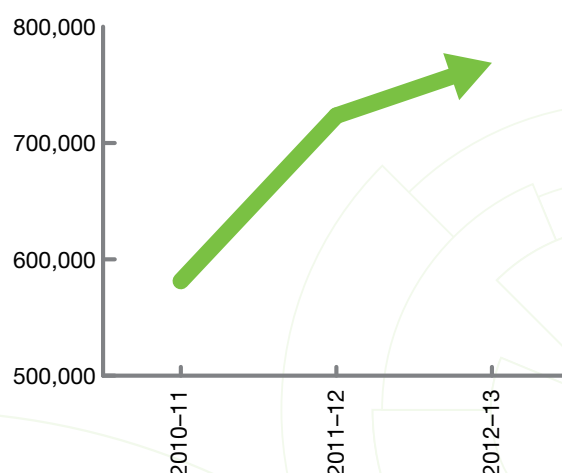
**a) Total of literacy programs delivered by public libraries**



**b) Literacy programs delivered in partnership with community & government organisations**



**c) Total attendance at all literacy focussed programs**



## Goal 4 – Build collaborative relationships across many sectors including education, community, cultural, technology and library sectors to extend the reach of literacy improvement and opportunities.

| Measurement                                                                     | Performance                                                                                                                                                                                                                                                                                                                                                                                                                                                                                  |
|---------------------------------------------------------------------------------|----------------------------------------------------------------------------------------------------------------------------------------------------------------------------------------------------------------------------------------------------------------------------------------------------------------------------------------------------------------------------------------------------------------------------------------------------------------------------------------------|
| 1. <b>State Library hosts</b> annual cross-sector literacy forum.               | <ul style="list-style-type: none"><li>• 2012 — Expanding Horizons Family Literacy Forum with key note speaker Margaret James, the developer of <i>The Honey Ant Readers</i> for Indigenous literacy development.</li><li>• 2013 — Read for life: early childhood symposium with key note speakers Jay Laga'aia, Playschool presenter and Ambassador to the Queensland Kindergarten Association and Dr Susan Krieg, the Early Childhood Program Coordinator at Flinders University.</li></ul> |
| 2. <b>Number</b> of collaborative programs established with literacy providers. | <ul style="list-style-type: none"><li>• Numerous partners and sponsors involved in the Summer Reading Club.</li><li>• Scratch Workshops undertaken with QUT, Logan City Council and Marsden State School.</li></ul>                                                                                                                                                                                                                                                                          |

